

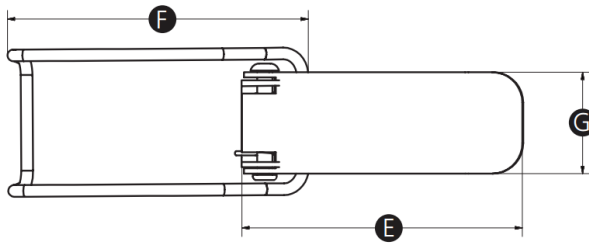
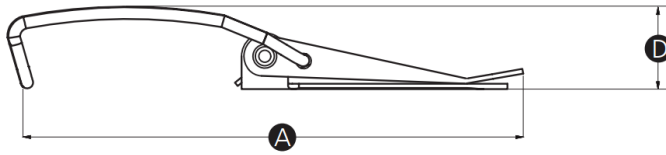
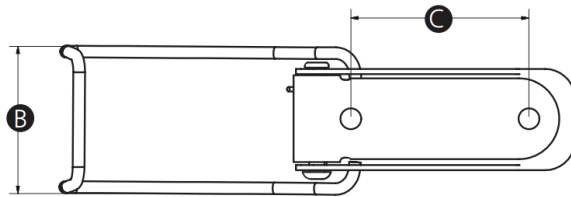
## G05ML Stainless Steel Sprung Toggle Latch

### Features

- Stainless steel sprung toggle latch

### Material

- Stainless steel 304, natural



Part No.	A	B	C	D	E	F	G	Base Hole Size	Max Load
G05ML-16085S	69	22	25	18	43	38	17	4	1,000 N (100 kg)
G05ML-16084W	88	21		21	45	55	16		900 N (90 kg)
G05ML-16083P	103	34	41	16	65	54	23	5	400 N (40 kg)
G05ML-16082T	119			19		69			500 N (50 kg)